

PUSHBUTTON/INDICATOR INSERT PART NUMBERS (PB1 – PB10)






ROUND

DESCRIPTION	PROJECTING	FLUSH	DESCRIPTION
STAMPED	025004-XXX	025003-XXX	STAMPED
BLANK	9332-1118	9332-1128	BLANK

SQUARE

PROJECTING	FLUSH
025002-XXX	025001-XXX
9332-1218	9332-1228

RED PRINT

ALARM -219	
CALL CANCEL -216	
TO BE USED IN CASE OF FIRE ONLY -218	
ELEVATOR EMERGENCY POWER -253	
CALL CANCEL -260	

BLUE PRINT

CODE BLUE -201	HOSPITAL SERVICE -202
EMERG SERVICE -241	MEDICAL EMERG -237
HOSPITAL EMERG -238	EMT -252

RED/BLACK PRINT

CAR CALL HERE -312	

XXX – SEE PREVIOUS PAGE FOR BLACK PRINT OPTIONS